

Project Name:

Part #:

Type:

LED Volumetric Troffer

Features

- Available in 1'x4', 2'x2' & 2'x4" sizes
- CCT & Wattage tunable switch
- Smooth comfortable light
- Recessed form factor fits T-grid systems
- 0-10V Dimmable



Applications

New Construction | Retail | Lobbies | Hospitals | Schools

Ordering Guide

Series	Size	Wattage	Input Voltage	Model	Accessories
EHF-TRF-VOL	1x4 = 1'x4' Size	40 = Wattage Selectable [30W, 35W, 40W] 1'x4' & 2'x2' Size(s) Only	277 = 120-277VAC	GL = Model Type	BBU = Emergency Battery Backup Unit
	2x2 = 2'x2' Size	50 = Wattage Selectable [30W, 40W, 50W] 2'x4' Size Only			HB = Emergency Driver Hanger Bar
	2x4 = 2'x4' Size				SP = Surge Protection

Accessory Options



Emergency Driver
Item Code: EMD
Part #: EHA-EEBB-20W-PANEL
100-277VAC, 50/60Hz, PF>0.9, 300-1,000mA
20V-48V(CLASS 2) 6-20W



Surge Protection
Item Code: SP
Part #: EHA-SURGE-20kV-277V-Series
20kV 240-277V series wired surge protection,
diagnostic light, can style



Emergency Driver Hanger Bar
Item Code: HB
Part #: EHA-BBU-HANGER
Pair with EHA-EEBB-20W-PANEL
For use with mounting emergency battery
backup units in grid ceiling



SMART RELAY CONTROLS
EHW-EN-DIM-RELAY-277-D010
Pair with EHW-EN-SWITCH-DOUBLE/SINGLE
**SEE CONTROLS ORDERING GUIDE FOR
MORE INFO**



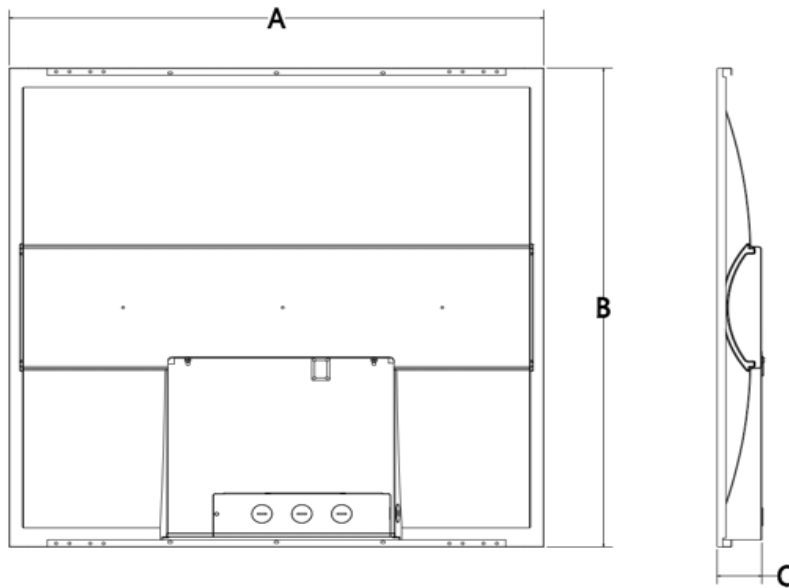
SMART RELAY CONTROLS
EHW-EN-SWITCH-DOUBLE/SINGLE
Pair with EHW-EN-DIM-RELAY-277-D010
**SEE CONTROLS ORDERING FOR MORE
INFO**



Specifications

- Input Voltage: 120-277VAC
- Wattage: 1'x4' & 2'x2' Size(s): 30W, 35W, 40W | 2'x4' Size: 30W, 40W, 50W
- Efficacy: 130 lm/W
- CCT: 3,000K | 3,500K | 4,000K | 5,000K
- CRI > 80
- Power Factor > 0.95
- Total Harmonic Distortion: < 15%
- Operating Temperature: -22°F - 140°F
- Dimmable: 0-10V

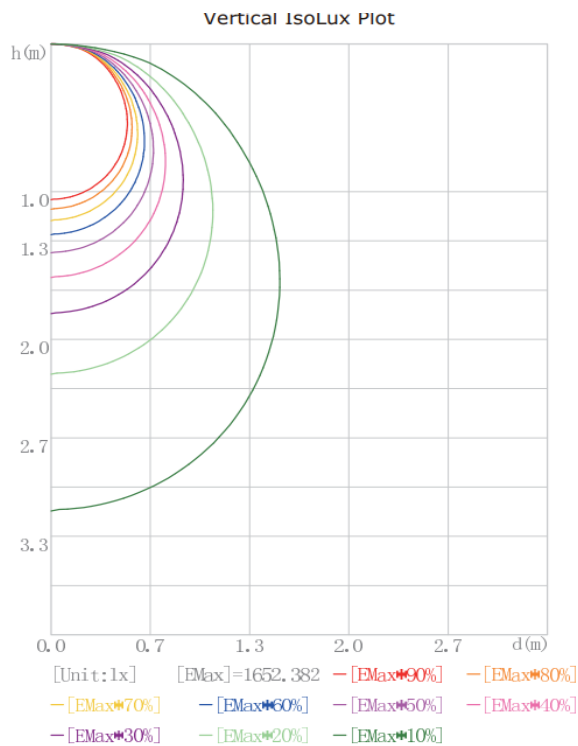
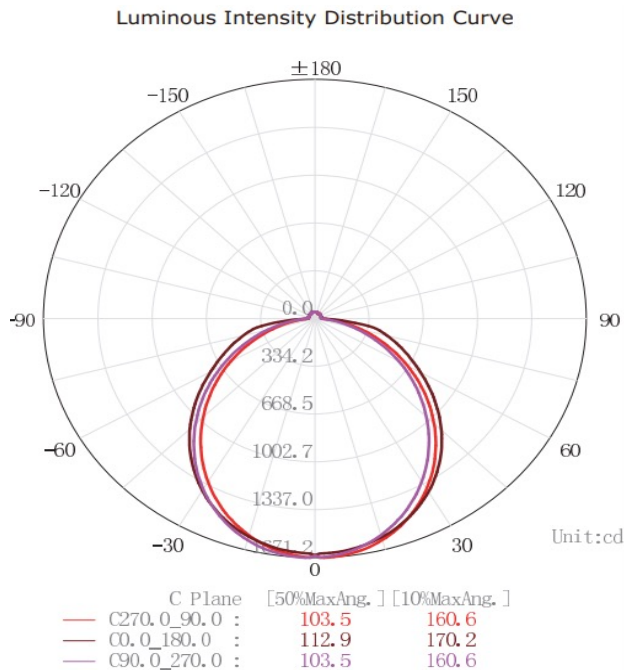
Product Dimensions



Size	A	B	C
1x4 ft	47.76"	11.74"	1.97"
2x2 ft	23.74"	23.74"	1.97"
2x4 ft	47.76"	23.74"	1.97"

Photometrics Data

2X2 Luminous Intensity Distribution Diagram



2X2 Luminous Intensity Distribution Diagram

